

PERMIT
 CITY OF NAPOLEON, OHIO - BUILDING DEPARTMENT
 255 West Riverview Avenue, Napoleon, Ohio 43545 - (419) 592-4010

Permit No. 3830 Issued 04/02/96
 Job Location 1165 Westmont Ave.
 Lot 29 Gerken-Hoeffel 3rd addition
 Issued by Brent N. Damman
 Owner Powell Radel 758-3591
 Address 17-141 Rd. R Napoleon, Ohio
 Agent Germann Builders 592-1806
 Address 970 Oakwood Ave.
 Use Type - Residential X
 Other - Describe _____
 No. Dwelling Units _____
 New X Replacement _____
 Add'n. Alter Remodel _____
 Occupancy _____
 Change of Occupancy _____
 Estimated Cost \$ 120,000.00

FEE	BASE	PLUS	TOTAL
<input checked="" type="checkbox"/> Building	\$ 9.00	\$ 249.00	\$ 258.00
<input checked="" type="checkbox"/> Electrical	\$ 15.00	\$ 75.00	\$ 90.00
<input checked="" type="checkbox"/> Plumbing	\$ 9.00	\$ 45.00	\$ 54.00
<input checked="" type="checkbox"/> Mechanical	\$ 18.00	\$ 10.00	\$ 28.00
<input type="checkbox"/> Demolition	\$	\$	\$
<input checked="" type="checkbox"/> Zoning	\$	\$	\$
<input type="checkbox"/> Sign	\$	\$	\$
<input checked="" type="checkbox"/> Water Tap	\$ 650.00	\$	\$ 650.00
<input type="checkbox"/> Sew. Insp.	\$	\$	\$
<input checked="" type="checkbox"/> Sewer Tap	\$ 60.00	\$ 145.00	\$ 205.00
<input checked="" type="checkbox"/> Temp. Water	\$ 5.00	\$	\$ 5.00
<input checked="" type="checkbox"/> Temp. Elec.	\$ 10.00	\$	\$ 10.00
TOTAL FEES.....			\$ 1300.00
LESS FEES PAID.....			\$
BALANCE DUE.....			\$


ZONING INFORMATION

district	lot dimensions	area	front yd	side yd	rear yd
	100.16 x 120.00	12,019.2	30	30-21.16	33.25
max hgt 45'	no pkg spaces 2	no ldg spaces	max cover 35%	petition or appeal req'd	date appr

WORK INFORMATION

Size: Length 56 Width 49 Stories 1 Ground Floor Area 1455
 Height _____ Building Volume (for Demo. Permit) _____
 Electrical: _____
 Plumbing: _____
 Mechanical: _____
 Additional Information: New Home

Date 4/30/96 Applicant Signature *Brent N. Damman*



WATER TAPPING PERMIT

issued by

The Napoleon Water Distribution Department

255 West Riverview Ave. Napoleon, Ohio 43545 Ph. 592-4010

Permit No. W-0140

Issued

4-2-96

Received of

James P. [unclear]

(\$ 6.50) .00

(Charge for tapping permit to supply water service to) Lot No.

29

Sub Div.

Sharon Heights

Street No.

1165 Westmont

Tap Size

1"

Cost \$

6.50

.00 Plumber

Date completed

Approved by

William E. Mantugh
water distribution dept.

finance director

Name

Size of tap

1"

Date

8-20-96

Street and No.

1165 Westmont

Old Tap No.

New Tap No.

9657

Size and Kind of Main

8" C-900

Location of Main

10' South of South Corp

Depth of Main

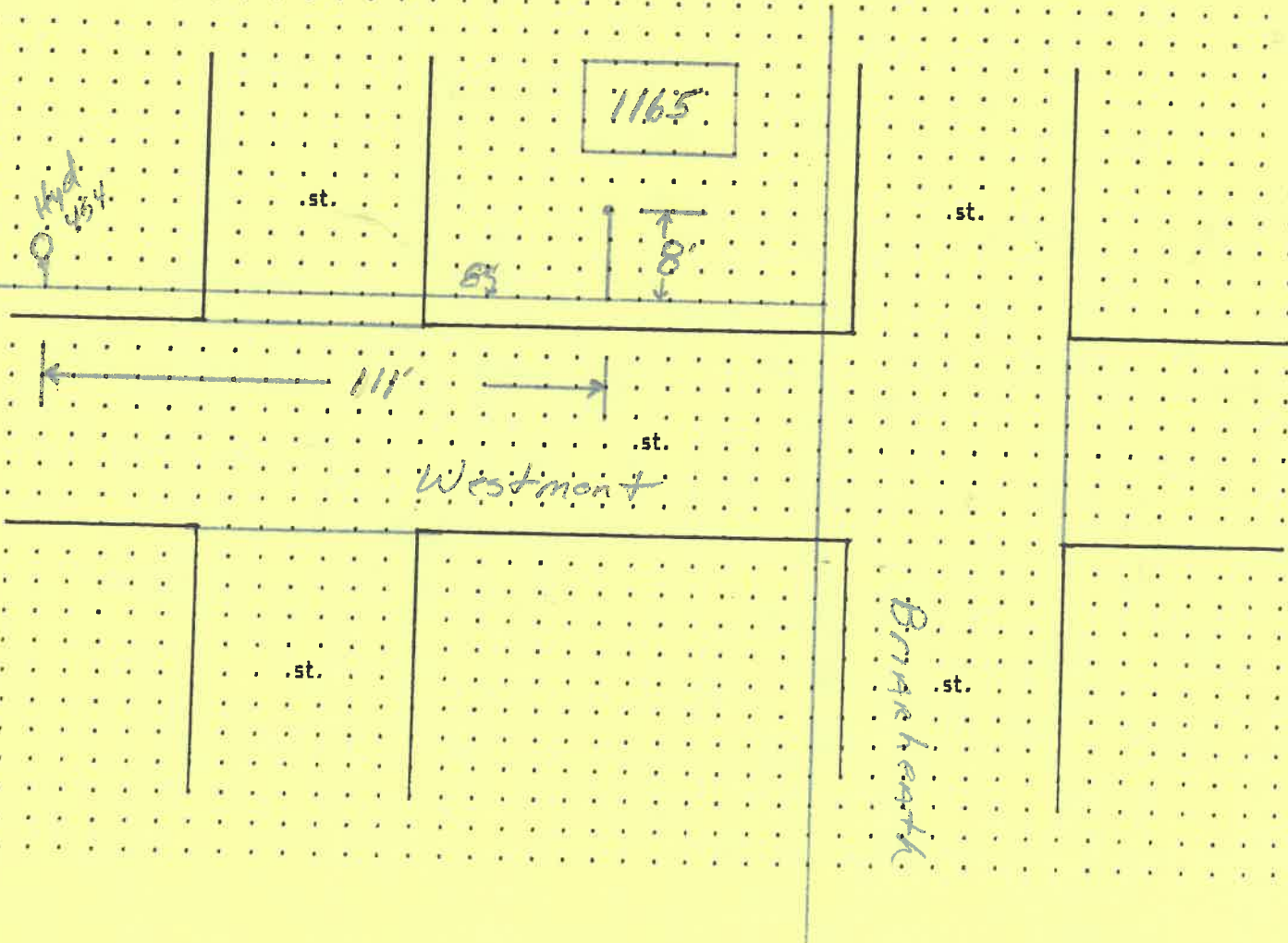
5'

Distance from Hydrant/Valve

111' West of Hydrant #54

Distance to Curb Stop from Corp.

8'



APPLICATION FOR

Residential, Building, Electrical, Plumbing, Mechanical, and Demolition Permit

FROM - The City of Napoleon, Ohio, Building Department

255 West Riverview Avenue; P.O. Box 151; Napoleon, Ohio 43545 - Telephone (419) 592-4010

ENTRY NO. _____

PERMIT NO. 3830 ISSUED 4-2-96

JOB LOCATION 1165 Westmont

LOT 29 Garden-Hotel Trico
(Subdivision or Legal Description)

ISSUED BY [Signature]
(Building Official)

OWNER POWELL RADEL PHONE 758-3691

ADDRESS 17-141 Rd R - NAP

AGENT GERMANN BLANK PHONE 592-1806

ADDRESS 970 Oakwood Ave.

USE: Residential () Commercial () Industrial
() Other _____

WORK: New () Addition () Replacement () Remodel

ESTIMATED COST = \$ 120,000⁰⁰

	Base	Plus	Total
<input checked="" type="checkbox"/> Building	\$ 9.00	\$ 249.00	\$ 258.00
<input checked="" type="checkbox"/> Electrical	\$ 15.00	\$ 75.00	\$ 90.00
<input checked="" type="checkbox"/> Plumbing	\$ 9.00	\$ 45.00	\$ 54.00
<input checked="" type="checkbox"/> Mechanical	\$ 18.00	\$ 10.00	\$ 28.00
() Demolition	\$ _____	\$ _____	\$ _____
<input checked="" type="checkbox"/> Zoning	\$ _____	\$ _____	\$ _____
() Sign	\$ _____	\$ _____	\$ _____
<input checked="" type="checkbox"/> Water Tap	\$ 650.00	\$ _____	\$ 650.00
<input checked="" type="checkbox"/> Sewer Tap	\$ 60.00	\$ 145.00	\$ 205.00
<input checked="" type="checkbox"/> Temp Water	\$ 5.00	\$ _____	\$ 5.00
<input checked="" type="checkbox"/> Temp Elec.	\$ 10.00	\$ _____	\$ 10.00

Additional Plan Review: Structure _____ Hours _____
Electric _____ Hours _____

TOTAL FEES \$ 1300.00
Less Fees Paid \$ _____
BALANCE DUE \$ 1300.00

ZONING INFORMATION

District	Lot Dimensions	Area	Front Yard	Side Yard	Rear Yard
	<u>100.16 x 120.00</u>	<u>12,019.2</u>	<u>30</u>	<u>30-21.16</u>	<u>33.25</u>
Max Height	No. Pkg. Spaces	No. Ldg. Spaces	Max Cover	Petition or Appeal Required-Date	
<u>45' max.</u>	<u>2</u>		<u>35%</u>		

WORK INFORMATION

Building: Ground Floor Area 1455 sq. ft. Basement Floor Area 1455 sq. ft.
 Garage Floor Area 509 sq. ft. 2nd Floor Area _____ sq. ft. Other _____ sq. ft.
 Size: Length 56 Width 49 Stories 1 Height _____
 Building Volume (for Demolition Permit) _____ cubic feet
 Description of Work: New Home

ELECTRICAL: Contractor BRANDT Bros Phone 267-3640
Address RIDGEVILLE ESTIMATED COST = \$ _____
Type of Work: New () Service Change () Rewiring () Add'l Wiring TEMPORARY ELEC. REQUIRED - Yes () No
Size of Service 200 Underground Overhead _____ Number of New Circuits 25

Description of Work: _____

PLUMBING: Contractor BRANDT Bros. Phone 267-3640
Address RIDGEVILLE ESTIMATED COST = \$ _____

WATER TAP REQUIRED - Yes () No Size _____ Type of Pipe _____ Water Dist. Pipe _____
SANITARY SEWER TAP REQUIRED - Yes () No Size _____ Type of Pipe _____ Dr. Waste Vt. Pipe _____
STREET SEWER TAP REQUIRED - Yes () No Type of Pipe _____ STREET TO BE OPENED - () Yes () No
Main Building Drain Size = _____ Main Vent Pipe Size = _____

LIST NUMBER OF PLUMBING FIXTURES BELOW:

Water Closets = 3 Bathtubs = 1 Showers = 2 Lavatories = 3 Kitchen Sinks = 1 Disposal = 1
Clothes Washer = 1 Floor Drains = 6 Dishwasher = 1 Other LIT - 1 Total = 15

Description of Work: _____

MECHANICAL: Contractor BRANDT Bros Phone 267-3640
Address RIDGEVILLE ESTIMATED COST = \$ _____

HEATING SYSTEM - Forced Air () Gravity () Hot Water () Steam () Unit Heaters () Radiant () Baseboard
TYPE OF FUEL - () Electric Natural Gas () Propane () Wood () Coal () Solar () Geothermal Other _____
NUMBER OF HEAT ZONES = _____ HOT WATER - () One (1) Pipe () Two (2) Pipes () Series Loop
ELECTRIC HEAT - Number of Circuits _____ Number of Furnaces 1 Number of Hot Air Runs 14
Number of Hot Water Radiators _____ Total Heat Loss _____ Rated Capacity of Furnace/Boiler _____
LOCATION OF HEATING UNITS - () Crawl Space Floor Level ^{18" above} () Attic () Suspended () Roof () Outside

Description of Work: _____

DRAWINGS REQUIRED: All applications must be accompanied by two (2) complete sets of Drawings including Site Plans, Foundation Plans, Floor Plans, Structural Framing Plans, Exterior Elevations, Section and Details, Stair Details, Electrical Layout, Plumbing Isometric, Heating Layout, etc. All Plans shall be drawn to scale, show all existing structure on the Site Plans, and show electric panel and furnace locations.

READ AND SIGN BELOW: The undersigned hereby makes application for a Permit for all work described herein and agrees to complete the work in strict accordance with all applicable provisions of the current edition of the C.A.B.O. Building Code, the Napoleon Building and Zoning Codes, the Napoleon Engineering Department Rules and Regulations, Standard Specifications and other pertinent sections of the Napoleon Code of Ordinances.

Signature of Applicant Arthur W. Summary Date 3/29/96

METER YOKE RELEASE

This document is for the release of one (1) Water Meter Yoke for Residential water service lines.

RELEASE NO. 197

PERMIT NO. 3830 ISSUED 4-2-96

JOB LOCATION 1165 Westmont

- Inside City Limits () - Outside City Limits

ISSUED BY BJD

OWNER Powell Radel

ADDRESS 17-141 Co. Rd. 12 Map.

CONTRACTOR Seaman Builders / Elting PH

ADDRESS 970 Oakwood Ave. Map

CONTRACTOR'S PHONE NO. 592-1806

WATER TAP SIZE: = 1" () = 1-1/2" () = 2"

WATER METER s# _____

- New Dwelling () - Existing Dwelling

() - Lawn Meter

Water Service Line to be Type (K) Copper or (CTS) Polyethelene Tubing of one inch (1") minimum.

Watts No. 7 Dual check required () = Yes = No

Water Meter Yoke installation is subject to the following conditions:

- 1.) Must be located in an accessible area.
- 2.) Must be in an area not subject to freezing temperatures.
- 3.) Must be eighteen inches (18") above floor level, not in crawl spaces.
- 4.) Must comply with the mounting criteria and clearances as set forth in DRAWING #04403901.

METER SOCKET RELEASE

issued by

The Napoleon Electric Distribution Department

639 Industrial Drive Napoleon, Ohio 43545 Pn. 592-9116 or 592-4010

Permit No. E- 346 Issued 4-2-96 Building permit No. 3830 Job Address 1165 Westmont

Lot Number 29 Sub Division London/Hopple Third

Owner Lowell Radel Owners Address 17-141 Co. Rd. 12 App. Pn. No. 758-3571

Contractor Shannon Ellis Contractors Address 970 Oakwood Ave App Pn. No. 592-1806

Size of Service 200 Overhead Underground Issued By Robert W. Dammann


In City Outside City

Date completed _____ Approved by _____

Size of Service _____ Overhead Underground Street and No. _____ electric distribution dept.

Old Meter No. _____ New Meter No. _____ Remarks _____

Sketch of Service



METER YOKE RELEASE

This document is for the release of **one (1)** Water Meter Yoke for Residential water service lines.

RELEASE NO. 197

PERMIT NO. 3830 ISSUED 4-2-96

JOB LOCATION 1165 Westmont

- Inside City Limits () - Outside City Limits

ISSUED BY ARM

OWNER Russell Radel

ADDRESS 17-141 Co. Rd. 12 Map

CONTRACTOR Deannan Builders / Polking PH

ADDRESS 970 Oakwood Ave. Map

CONTRACTOR'S PHONE NO. 592-1906

WATER TAP SIZE: = 1" () = 1-1/2" () = 2"

WATER METER s# _____

- New Dwelling () - Existing Dwelling

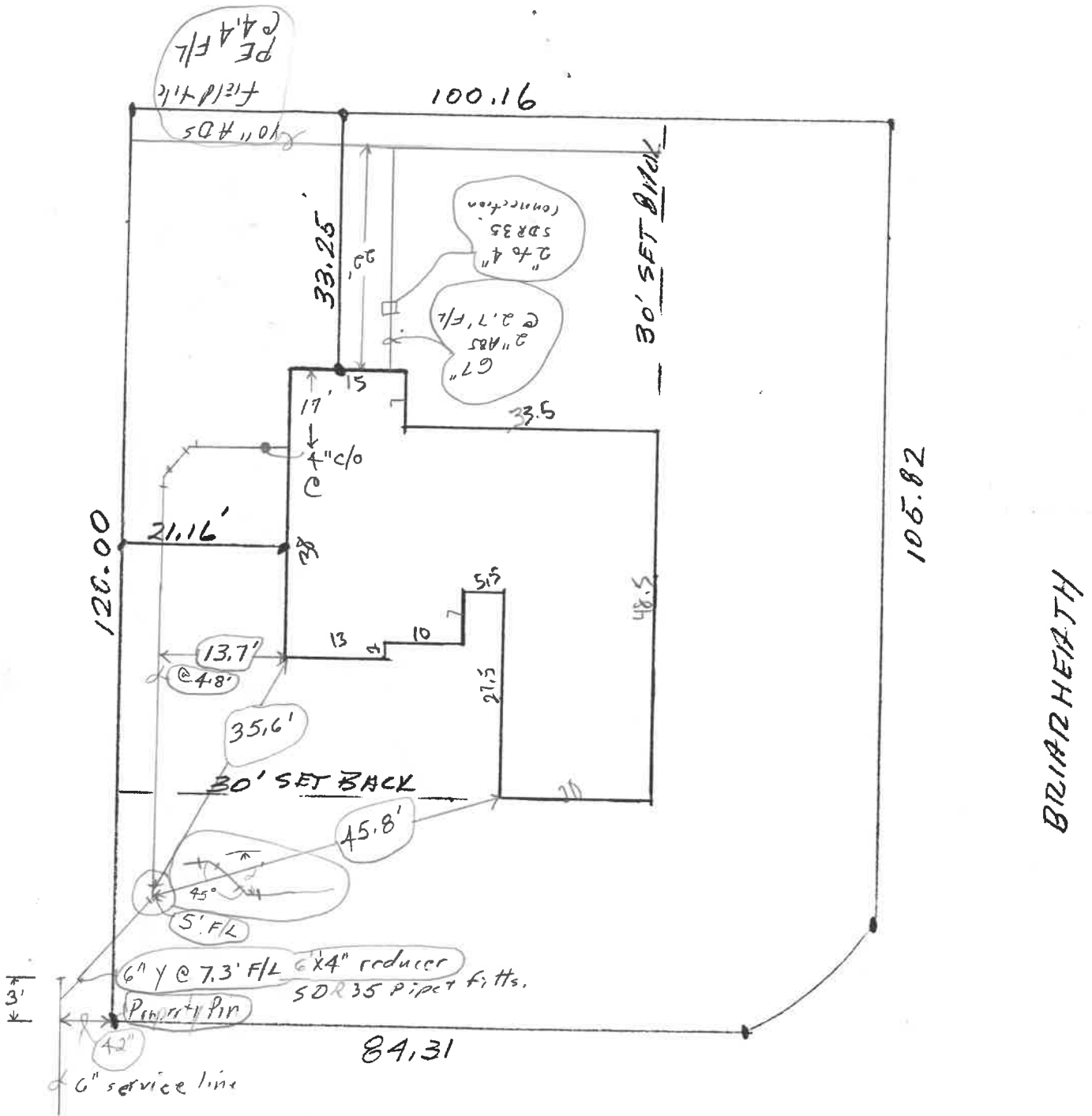
() - Lawn Meter

Water Service Line to be Type (K) Copper or (CTS) Polyethelene Tubing of one inch (1") minimum.

Watts No. 7 Dual check required () = Yes = No

Water Meter Yoke installation is subject to the following conditions:

- 1.) Must be located in an accessible area.
- 2.) Must be in an area not subject to freezing temperatures.
- 3.) Must be eighteen inches (18") above floor level, not in crawl spaces.
- 4.) Must comply with the mounting criteria and clearances as set forth in **DRAWING #04403901.**



WESTMONT

Sanitary & Storm

1165 Westmont

LOT # 29
GERKEN-HOEFFEL THIRD ADD

WATER TAPPING PERMIT

issued by

The Napoleon Water Distribution Department

255 West Riverview Ave. Napoleon, Ohio 43545 Pn. 592-4010

Permit No. W-0140 Issued 1-2-96 Received of *[Signature]* (\$ 650).00

(Charge for tapping permit to supply water service to) Lot No. 29 Sub Div. *[Signature]*

Street No. 1165 Westmont Tap Size 1" Cost \$ 650.00 Plumber

Date completed Approved by *[Signature]* water distribution dept. finance director

Name Size of tap 1" Date 8-20-96 Street and No. 1165 Westmont

Old Tap No. New Tap No. 9657 Size and Kind of Main 8" C-900

Location of Main 10' South of South curb Depth of Main 5'

Distance from Hydrant/Valve 111' West of Hyd 454 Distance to Curb Stop from Corp. 8'

